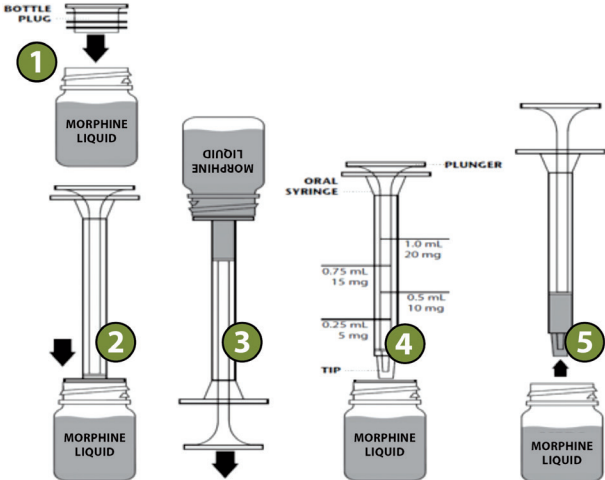


## Comfort Pak Information

### General Directions

You will be receiving a Hospice Comfort Pak from the Empath Health Pharmacy. The Comfort Pak contains seven medications used to treat urgent symptoms. Store the pak on the top shelf of the refrigerator, safe from children and pets. Do not open the pak unless directed by a hospice nurse or physician. Remove only those medication(s) instructed by the hospice nurse or physician. The hospice nurse or physician will provide you the correct dose and other important information on the medication or symptoms at the time the pak is opened. Notify the hospice nurse immediately if you have questions regarding symptom(s) or medication(s).


MEDICATION	USES	HOW TO GIVE MEDICATION
Morphine Sulfate Oral Solution 100mg/5ml or 20mg/ml Quantity: 15ml	To treat pain and shortness of breath.	<p><i>Patient may swallow medication or it may be placed under the tongue. This medication may be mixed with a small amount of water, milk, juice, applesauce or pudding. Measure the correct dose of the medication carefully using the following five-step process.</i></p>  <ol style="list-style-type: none"> <li>1. Insert the plug in the neck of the bottle, ribbed-end first.</li> <li>2. Insert tip of syringe into hole on the top of bottle plug until secure.</li> <li>3. Turn bottle upside down and pull down on syringe to remove prescribed dose. The Morphine Oral Solution dosing chart is provided to help with removing the correct dose and volume.</li> <li>4. Note that the manufacturer's morphine oral syringe is marked with fill lines indicating the dose in milligrams (mg) equal to volume of liquid in milliliters (ml) to withdraw.</li> <li>5. Turn bottle right side up. Twist to remove syringe.</li> </ol>

### MORPHINE ORAL SOLUTION DOSING CHART (20MG/ML)

MG Dose	ML Volume
5mg	0.25ml
10mg	0.5ml
15mg	0.75ml
20mg	1ml

DO NOT USE THIS CHART FOR ANY OTHER MEDICATION OR STRENGTH

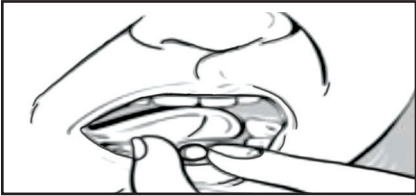
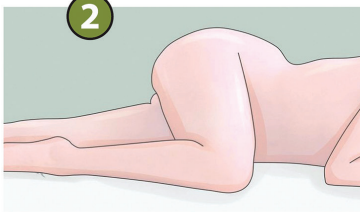
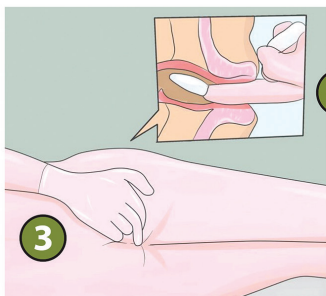
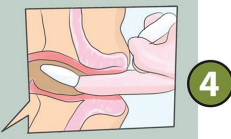
## Comfort Pak Information

MEDICATION	USES	HOW TO GIVE MEDICATION												
Haloperidol Oral (Haldol®) Solution 2mg/ml Quantity: 15ml	To treat agitation, nausea and vomiting. It may be used to treat other conditions as determined by the prescriber.	<p>Patient may swallow medication or it may be placed under the tongue. This medication also may be mixed with a small amount of water, milk, juice, applesauce or pudding. Measure the correct dose of the medication carefully using the following three-step process.</p> <div><div><div>1. Insert the tip of the oral syringe into the liquid.</div><div>2. Pull back on the end of the syringe to remove the prescribed dose. Use the Haloperidol Oral Solution dosing chart below to help with removing the correct mg dose and ml volume.</div><div>3. Note that the 1ml syringe is marked with fill lines indicating volume of liquid in ml.</div></div></div> <div><table><tr><th colspan="2">HALOPERIDOL ORAL SOLUTION DOSING CHART (2MG/ML)</th></tr><tr><th>MG Dose</th><th>ML Volume</th></tr><tr><td>0.5mg</td><td>0.25ml</td></tr><tr><td>1mg</td><td>0.5ml</td></tr><tr><td>1.5mg</td><td>0.75ml</td></tr><tr><td>2mg</td><td>1ml</td></tr></table><p>DO NOT USE THIS CHART FOR ANY OTHER MEDICATION OR STRENGTH</p></div>	HALOPERIDOL ORAL SOLUTION DOSING CHART (2MG/ML)		MG Dose	ML Volume	0.5mg	0.25ml	1mg	0.5ml	1.5mg	0.75ml	2mg	1ml
HALOPERIDOL ORAL SOLUTION DOSING CHART (2MG/ML)														
MG Dose	ML Volume													
0.5mg	0.25ml													
1mg	0.5ml													
1.5mg	0.75ml													
2mg	1ml													
Lorazepam (Ativan®) tablets 0.5mg Quantity: 10	To reduce anxiety, nausea, vomiting or difficulty falling asleep.	<p>Patient may swallow medicine or it may be placed under the tongue.</p>												

Call Empath Health with any questions (888) 855-2838: \_\_\_\_\_

**EmpathHealth.org**

## Comfort Pak Information

MEDICATION	USES	HOW TO GIVE MEDICATION
Hyoscyamine (Levsin®) SL tablets 0.125mg Quantity: 12	To decrease secretions and saliva production. It may be used to treat other conditions as determined by the prescriber.	<p>Medication should be placed under the tongue. This medication may be swallowed if placing under the tongue is too difficult.</p> 
Prochlorperazine tablets (Compazine®) 10mg Quantity: 6	To treat nausea and vomiting.	<p>Patient may swallow medication.</p>
Acetaminophen suppositories (Tylenol®) 650 milligrams Quantity: 4	To treat mild to moderate pain and reduce fever.	<p>Medication is given rectally. These medicines are rectal suppositories and should not be swallowed. Use this seven-step process to insert the suppository.</p>   
Bisacodyl suppositories 10mg (Dulcolax®) Quantity: 2	To treat constipation by stimulating bowel movements. Bowel movements are generally produced within 15 minutes to one hour of use.	<ol style="list-style-type: none"> <li>1. Wash your hands, remove wrapping and wet the suppository.</li> <li>2. Patient should lie on his or her side facing you with lower leg straight and upper leg bent.</li> <li>3. Lift the upper buttock to expose the rectal area.</li> <li>4. Insert the suppository, pointed end first, into the rectum, about one inch for adults.</li> <li>5. Hold buttocks together for a few seconds.</li> <li>6. Patient should remain lying down for five minutes to keep suppository in place.</li> <li>7. Wash your hands.</li> </ol>

Call Empath Health with any questions (888) 855-2838: \_\_\_\_\_

Empath Hospice | Hospice of Marion County | Suncoast Hospice | Suncoast Hospice of Hillsborough  
Tidewell Hospice | Trustbridge Hospice

**EmpathHealth.org**